

USE AND MAINTENANCE MANUAL

TITAN.2 COUCH BOBATH SERIES



TITAN.2 COUCH MODELS

Description	Code
Titan.2 – gas strut headrest adjustment	113141

FISIOTECH SRL

Operating headquarters: Via Toniolo, 44/E-F - 31028 Vazzola (TV) - ITALY

Registered office: Via Valdoni, 19 - 31013 Cimavilla di Codognè (TV) - ITALY

Tel. +39 0438470342 - Fax +39 0438478762 - mail: info@fisiotech.com - pec: fisiotech@emailsec.it

VAT number IT03765100262 - Rea TV 296956

Table of contents

INTRODUCTION	p. 3
SAFETY	p. 4
WARNINGS – WARRANTY – PACKAGING – UNPACKING	p. 5
PRODUCT LABEL AND SYMBOLS	p. 6
TECHNICAL SPECIFICATIONS	p. 7
TECHNICAL SPECIFICATIONS OF THE POWER GRID	p. 8
WARNINGS	p. 9
HOW TO USE THE COUCH	p. 10-11
PROBLEMS, CAUSES AND SOLUTIONS	p. 12
MAINTENANCE	p. 13
CLEANING	p. 14
SPARE PARTS – OPTIONAL ACCESSORIES	p. 15
INSPECTION RECORD SHEET	p. 16

INTRODUCTION

The purpose of this manual is to provide users and operators with the necessary information to use the couch properly, autonomously, and safely.

This manual contains information on the technical features, operation, maintenance, spare parts and security of the couch.

This manual must always be carried with the equipment and stored with care so that the readability is not compromised.

In case of transfer of use to a third party, this manual must be transferred as well, along with the other documents, as provided by Council Directive 93/42/EEC.

Intended use

The TITAN.2 couch is a large professional couch to be used for the Bobath (Reflex Inhibiting Postures) method.

Manufacturer's details

FISIOTECH SRL

Operating headquarters: Via Toniolo, 44/E-F

31028 VAZZOLA (TV) - Italy

Tel. +39 0438 470342

Fax +39 0438 478762

info@fisiotech.com

Area of use

The medical devices described in this manual comply with the Directive 93/42/EEC as modified by Annex VII to Directive 2007/47/EC. Area of use: outpatient care carried out under medical supervision in hospital or in another medical centre where the medical electrical equipment are used for the treatment, diagnosis and monitoring of sick patients, people who have sustained injuries and people with disabilities.

Storing

In case of storing, the following environmental conditions must be ensured: relative humidity 10% ÷ 90 % - temperature -10°C ÷ +50°C – Clean place.



WARNING! Thoroughly read the manual before use.

FISIOTECH SRL refuses any responsibility and is not liable in case any damage to people and/or goods caused by the improper use of the couch, by negligent or not-qualified staff or by non compliance with these instructions occurs.

SAFETY



WARNING! Do not use the couch:

- Beyond its declared maximum safe working load.
- On unstable floors or near inclined floors, steps, etc.
- If it has been tampered with or modified.
- In a potentially explosive atmosphere where a fire hazard or corrosion may occur, or exposed to the weather.
- With an inappropriate configuration or if you suspect it may harm the patient.



WARNING!

- Do not touch the moving areas of components and/or controls, which are specifically labelled.
- When not supervised, leave the couch on its lower position and horizontal.
- Special attention or the use of safety devices (e.g. cot sides) is advised when the couch is used by the elderly or by those with reduced balance.



WARNING! ELECTRICAL PARTS

- Only connect to electrical systems complying with the law.
- Do not pull the power cord to unplug the device.
- Do not pour liquids on the device.
- Always unplug the device before working on any electrical part or before moving the device.
- Do not damage the cables; avoid crushing the cables; do not unplug by pulling the cable, pull the plug instead, etc.
- Always check the power cord. In case it needs to be replaced, please refer to the vendor.
- Unplug the power cord if the device will not be used for a long period of time. Doing so increases the lifespan of the device and limits the already low energy consumption.
- In case of breakdown or malfunctioning, unplug the device.
- The warranty is void in case of misuse, negligence, if power is supplied at a different voltage or if non-authorized personnel attempts repairing the device.
- Do not cut the plug of the couch in case it is not compatible with the power socket. The temporary use of an adapter until the problem is solved is advised. If the plug is cut, the warranty is void.
- Do not open the motor/actuator, the foot pedal and/or the hand control, or the warranty is void. If the couch does not work, even though it is plugged in, please contact the vendor.

WARNINGS

- Foot pedals are not designed to support the weight of a person. Do not step on the foot pedals or on the all round foot bar switch.
- Do not use the lift mechanism constantly. Please follow the instructions at page 8: TECHNICAL SPECIFICATIONS OF THE POWER GRID.
- Expanded rubber and plastic components of the device may catch fire if exposed to open flames.
- The couch may be moved through the retractable castors only when unloaded.
- Therapy lamps may damage the upholstery.
- Corrosive and/or abrasive cleaning agents may damage the upholstery.
- We recommend using a couch paper sheet between the patient and the antibacterial and fungicide leatherette and to replace it at the end of the treatment/examination.

WARRANTY

The TITAN.2 couch warranty covers only the manufacturing defects for 24 months starting from the date of delivery. The warranty does not cover: consumables and items of normal wear – such as upholstery, foot pedals/hand controls, power cables and bearings –, breakdowns caused by any impact and/or fall, wrong or improper use, use by non qualified personnel. The warranty is automatically void if the seal of warranty has been damaged or altered. The warranty is void if the device has been tempered with. Warranty repairs are carried out at our operational headquarters and prior authorization. The products to be repaired under warranty must be shipped to the manufacturer freight prepaid and with the original packaging. A copy of the invoice and of the transport document has to be sent along with a written request in order for the products to be repaired.

PACKAGING

The packaging consists of a cardboard box, with a lid and a bottom. The box is closed with iron staples and placed on a pallet especially designed for this kind of box. The box is secured to the pallet with plastic straps.



WARNING! The couch is heavy (about 120 kg) and, above all, bulky. Dimensions of the packaging: length 205 cm – width 125 cm – height 70 cm. The couch has to be handled extremely carefully. The unloading must be carried out with the appropriate equipment (e.g. forklift) or by at least 3/4 people.

UNPACKING



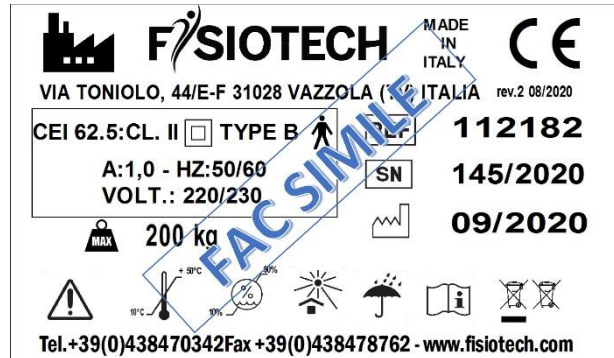
This symbol on a product means that it should not be thrown with regular waste, but disposed of following the laws on recycling/disposal in force in your country/region.












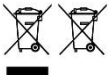
After placing the pallet containing the couch on a suitable surface cut the plastic straps securing the pallet to the couch and closing the box.



WARNING! Be careful not to cut your hands while handling cutters, scissors or other cutting items. The use of rounded edge scissors is advised to avoid harming your hands and the upholstery of the couch. Save packaging for a possible return to the manufacturer. Dispose of plastic straps, cardboard, and bubble wrap as recycling material.

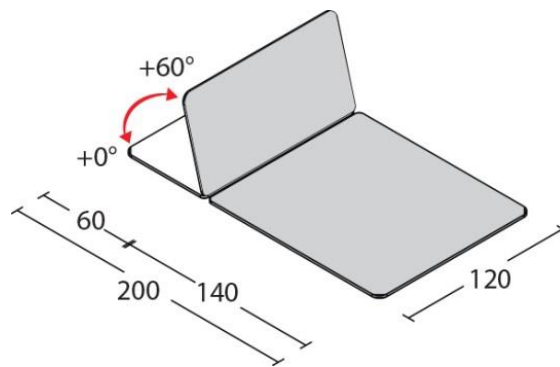
PRODUCT LABEL – SYMBOLS



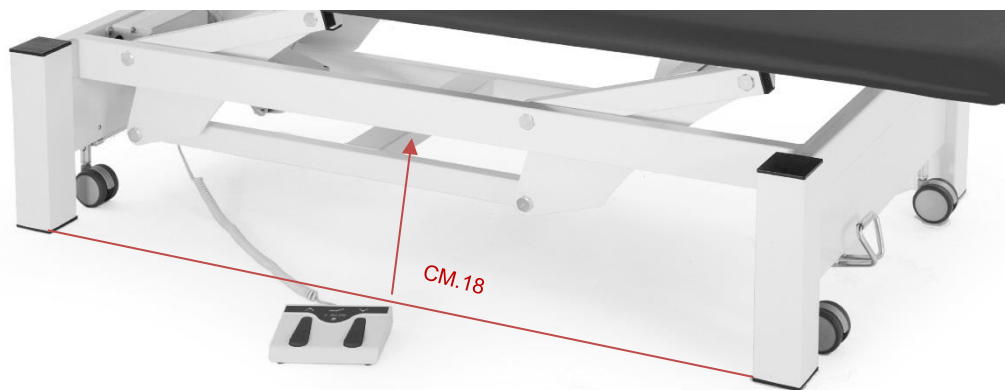
	Manufacturer
	Product Code
	Serial Number
	Date of manufacture
	Max working load
	Warning
	Temperature limit
	Humidity limitation
	Keep away from sunlight and heat sources
	Keep away from rain
	Read the instructions
	This symbol on a product means that it should not be thrown with regular waste, but disposed of following the laws on recycling/disposal in force in your country/region.

TECHNICAL SPECIFICATIONS

- Adjustable height between 45 and 90 cm. Electric elevation with foot pedal.
- Headrest angle +60° adjustable with gas spring.
- Dimensions 200 X 120 X 45/90 cm.
- Maximum static working load 350 kg, evenly distributed.
- Under bed clearance 18 cm.
- Lateral offset 17 cm.
- Power supply 230V 50Hz.
- Powder-coated steel frame.
- 4 cm-thick polyurethane foam fireproof padding. Density: 30 kg/m³.
- Fireproof leatherette upholstery.

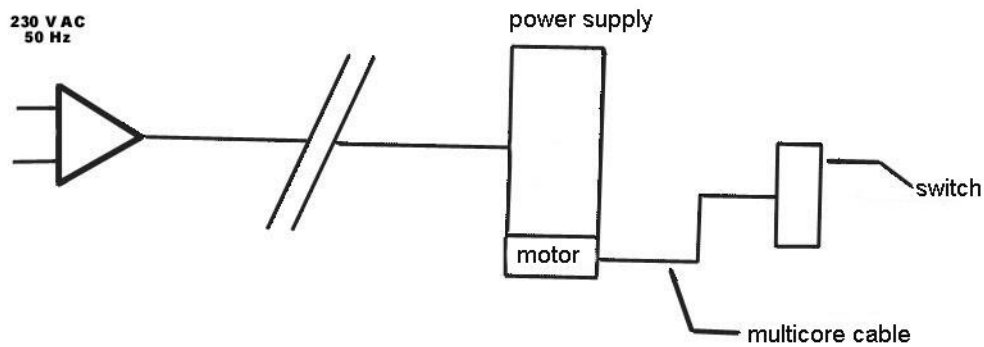


THE BASE OF THE TITAN.2 COUCH IS DESIGNED SO THAT THE PATIENT HOIST CAN BE PLACED UNDER THE COUCH.



TECHNICAL SPECIFICATIONS OF THE POWER GRID

- Class II 230V 50Hz power cord.
- Low voltage 24V direct current motor.
- Low voltage 24V foot switch/hand control.
- Automatic limit switch.
- With resettable thermal fuse.



WARNING! Please note that the actuator/motor should be ran intermittently: max 2 minutes on/18 minutes off.

WARNING

The professional should be very careful:

1. Not to place his and/or the patient's hands and/or feet in the areas highlighted by the symbols below in order so avoid pinching/crushing.



2. Not to sit on the headrest.



3. Not to sit or concentrate load on the extremities of the couch (head-/backrest – footrest).



WARNING! The professional should never leave the patient unattended to prevent falls. The manufacturer is not liable for any damage to people and/or goods caused by negligent and/or not-qualified personnel.

HOW TO USE THE COUCH

HEIGHT ADJUSTMENT WITH FOOT PEDAL



The height adjustment between 45 and 90 cm is carried out through the foot pedal.

IF PROVIDED WITH DOUBLE FOOT PEDAL



The height can be adjusted on both sides of the bed thanks to the double foot pedal.

HEADREST ADJUSTMENT WITH GAS SPRING



The headrest can be adjusted through a gas spring operated with a specific lever. In order to adjust the inclination, pull the lever (L1) and set the desired position; when the desired position has been reached, release the lever (L1).


MOVING THE COUCH

 **WARNING!** The castors are designed to move the couch only. The couch should not be used to move people and/or goods.



Push the pedal all the way through in order to use the castors. Pull the pedal in order to lift the castors.

IF PROVIDED WITH COT SIDES



Raising the cot sides: Lift both cot sides simultaneously and fasten them.

Lowering the cot sides: Lower both sides simultaneously.

TROUBLESHOOTING

PROBLEM	CAUSES	SOLUTIONS
The actuator/motor does not work	The plug is not plugged in properly or the power is out.	Plug the device to a power socket abiding by the technical specifications of the power grid listed on p. 8.
The actuator/motor does not work	Major problem (e.g. blown fuse or broken control box)	Please refer to the vendor.
The actuator makes screeching noises	There is dust on the stem.	Dust the stem with a non-abrasive rag. Sometimes lightly oil the stem (with liquid paraffin or cooking oil).
The headrest gas spring does not work	The gas spring is empty. The gas has leaked.	Please refer to the vendor in order for the gas spring to be replaced.

MAINTENANCE

Maintenance must be carried out by a specialist, an electrician or someone who is familiar with the content of this manual.

Check the safety conditions of the device after any incident such as falls, violent impacts, spilling of liquids, etc. and any time you deem it necessary.

 **WARNING!**

- Unplug the device before maintenance.
- In case of safety hazard, the device must be unplugged and is not to be used until safety is restored.
- Actuators, control boxes, foot pedals/switches or hand controls will be completely replaced if broken. Do not open or tamper with the above-mentioned components or the warranty will be void and the manufacturer will not be liable for any damage.

MAINTENANCE	WHAT TO DO
Electrical parts	<p>No maintenance needs to be carried out on the actuator, apart from what was mentioned under “Troubleshooting”.</p> <p>Check the conditions of the foot pedal and power cord every 3 months. If the cables are worn and/or frayed they need to be replaced.</p> <p>Check whether the couch makes unusual noises or vibrates when it is moving every 6 months. Any noise or vibration may be a sign of malfunction of the actuator and/or mechanisms.</p> <p>Complete the maintenance activating the couch with the maximum safe working load.</p>
Mechanical parts	<p>Check the tightening of screws and bolts, the play of bearing and pins, the absence of structural damages and warpage every 3 months or after heavy usage.</p> <p>Check the control cables, gas springs and sheats.</p>

CLEANING

The use of disinfectants is advised in order to disinfect hands and other parts of the body that came into contact with the patient or other surfaces.



WARNING! Unplug the couch before cleaning the electrical parts.

Cleaning the upholstery:

Clean with a damp soft cloth with a neutral detergent solution, rinse with clean water.



WARNING!

- Do not use solvents, bleaches, synthetic detergents or polishing sprays.
- Avoid direct sunlight on the upholstery in order to avoid early ageing.
- Excessive rubbing may cause the early ageing of the device. Thoroughly verify that this operation is carried out correctly.
- Light colours should not come into contact with fabrics and clothes which have been treated with unbound dye or not properly dyed in order to avoid colour spots and stains which may not be removed.

Sanitation

Spray the surface with a 0.5% peroxide-based solution and rinse thoroughly. FREQUENCY: Daily up to 6/8 per day



WARNING! Using detergents with additives and/or alcohol tends to increase the wear and tear process and the ageing of the surface.

Cleaning the powder coated steel:

Gently dust with a dry or at most a lightly damp non-abrasive cloth.



WARNING!

1. Aggressive products may damage the frame and the upholstery.
2. Check whether all the components are completely dry before using the device after cleaning.

SPARE PARTS

CODE	DESCRIPTION
MOAT000006	Motor / actuator
MOCT000002	Control box
MOLT000001	Power supply
GAP4000002	400 N gas spring. 100 stroke length
GAS0000001	Double kit for gas springs with wire
GAS0000012	Mechanism to unlock all gas springs
MOPT000001	Foot pedal for actuator/motor with cord
MIM1130301	Complete padding for TITAN.2 couch

OPTIONAL ACCESSORIES AND COLOURS

CODE	DESCRIPTION
120030	Folding cot sides
123030	Double foot pedal
OUR COLOURS	
Metal frame	Textured RAL 9001 cream
Upholstery	Beige, yellow, orange, burgundy, green, blue, grey, and black

